



The Parents' Guide to Google Classroom

What is Google Classroom?

Think of Google Classroom (GC)
as your child's digital link to
learning.

Teachers use GC to share
assignments, homework, newsletters,
and much more with students AND
parents!



Getting Started



Your child was provided with a secure login and password that is unique to them.

Check with his/her teacher to obtain this private information OR ask them to add you as a parent via email!


Getting Started



1

Click on the
[Google Chrome](#)
browser icon.

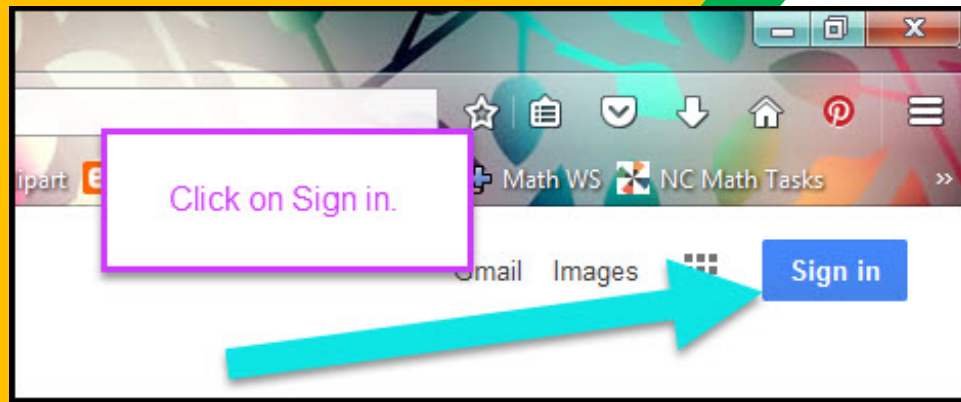
Getting Started



2

Type
www.google.com into
your web
address bar.

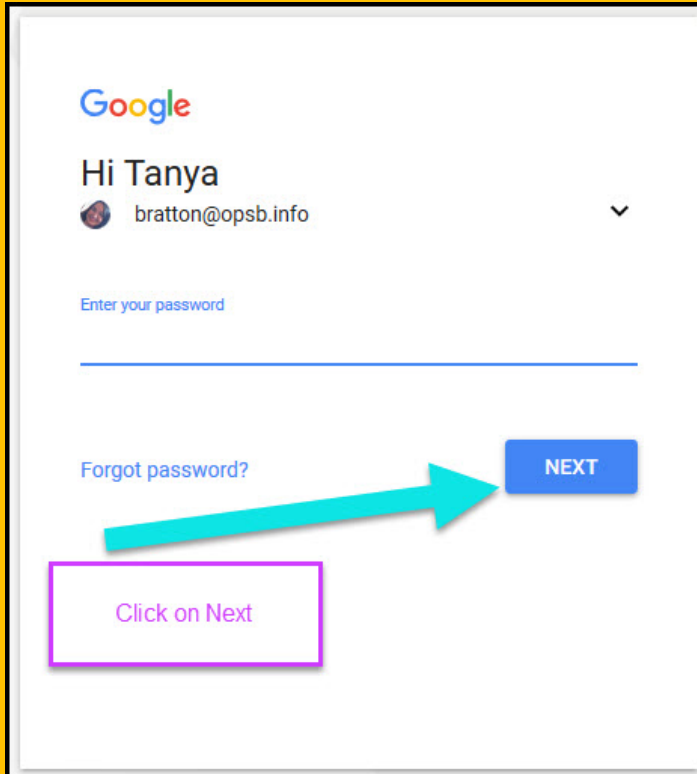
Getting Started



3

Click on **SIGN**
IN in the upper
right hand corner
of the browser
window.

Getting Started

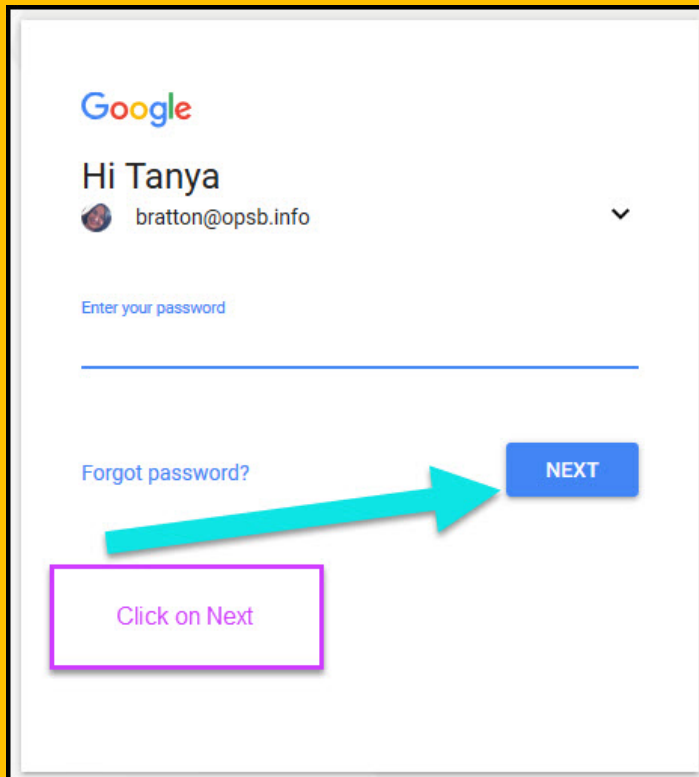


A screenshot of the Google login interface. At the top is the Google logo. Below it, the text "Hi Tanya" is displayed next to a profile icon and the email address "bratton@opsb.info". A dropdown arrow is visible to the right of the email. Below this is a password prompt "Enter your password" followed by a text input field. Further down is a link "Forgot password?". To the right of the link is a blue button labeled "NEXT". A large cyan arrow points from a purple-bordered box containing the text "Click on Next" to the "NEXT" button.

4

Type in your child's
Google Email
address & click
“next.”

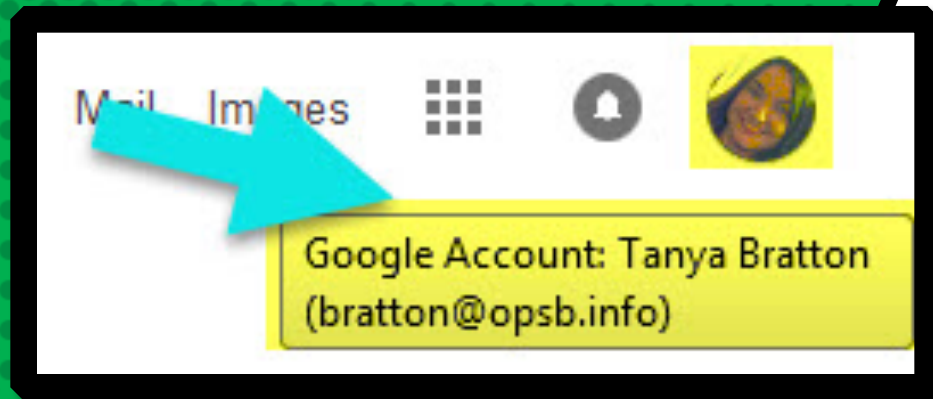
Getting Started



A screenshot of a Google account login interface. At the top is the Google logo. Below it, the text 'Hi Tanya' is displayed next to a small profile icon and the email address 'bratton@opsb.info'. A dropdown arrow is to the right of the email. Below this is a password entry field with the placeholder text 'Enter your password'. Underneath the field is a link that says 'Forgot password?'. To the right of the password field is a blue button labeled 'NEXT'. A large cyan arrow points from a purple-bordered box containing the text 'Click on Next' to the 'NEXT' button.

5

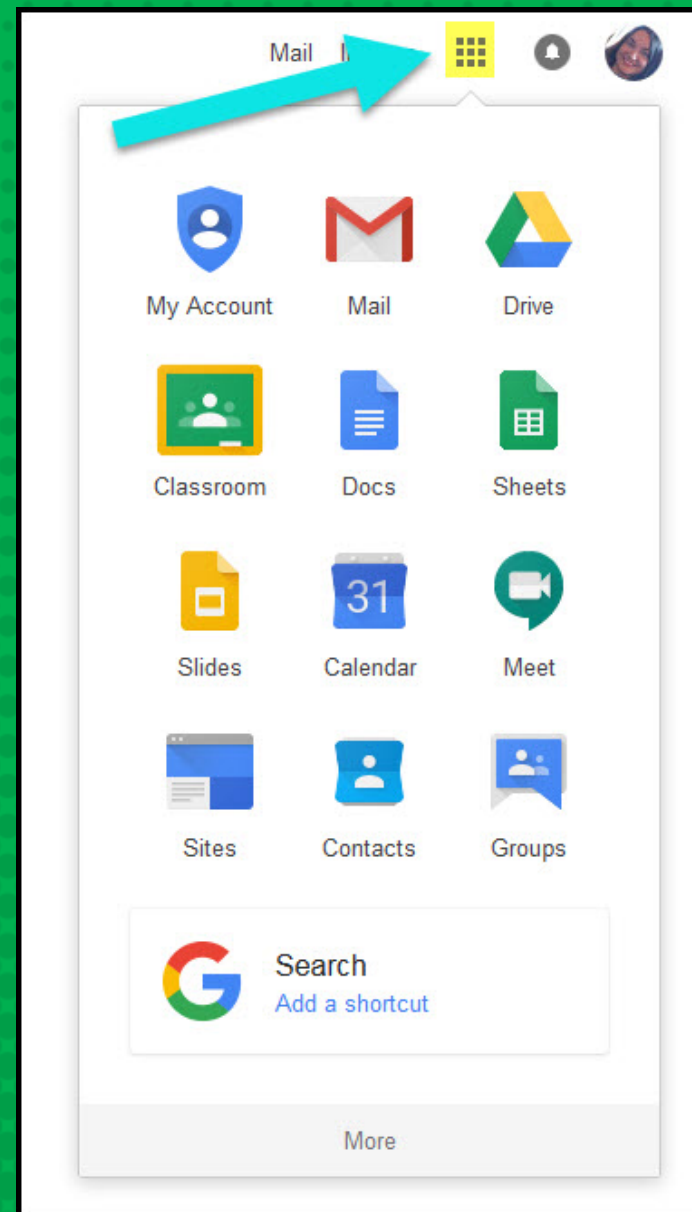
Type in your
PASSWORD
& click “next.”



Now you'll see
that you are signed in to your
Google Apps for Education
account!

Google Suite

Click on the 9 squares
(Waffle/Rubik's Cube) icon in the
top right hand corner to see
the Google Suite of Products!



GOOGLE ICONS to

recognize:



CHROME



DOCS



DRIVE

SLIDES



SHEETS



FORMS



CALENDAR



EMAIL



PHOTOS



MAPS

KEEP



CLASSROOM



MEET



HANGOUTS



SITES



CONTACTS



CLOUD



CLOUD SEARCH



YOUTUBE



NEWS



VAULT



MY ACCOUNT

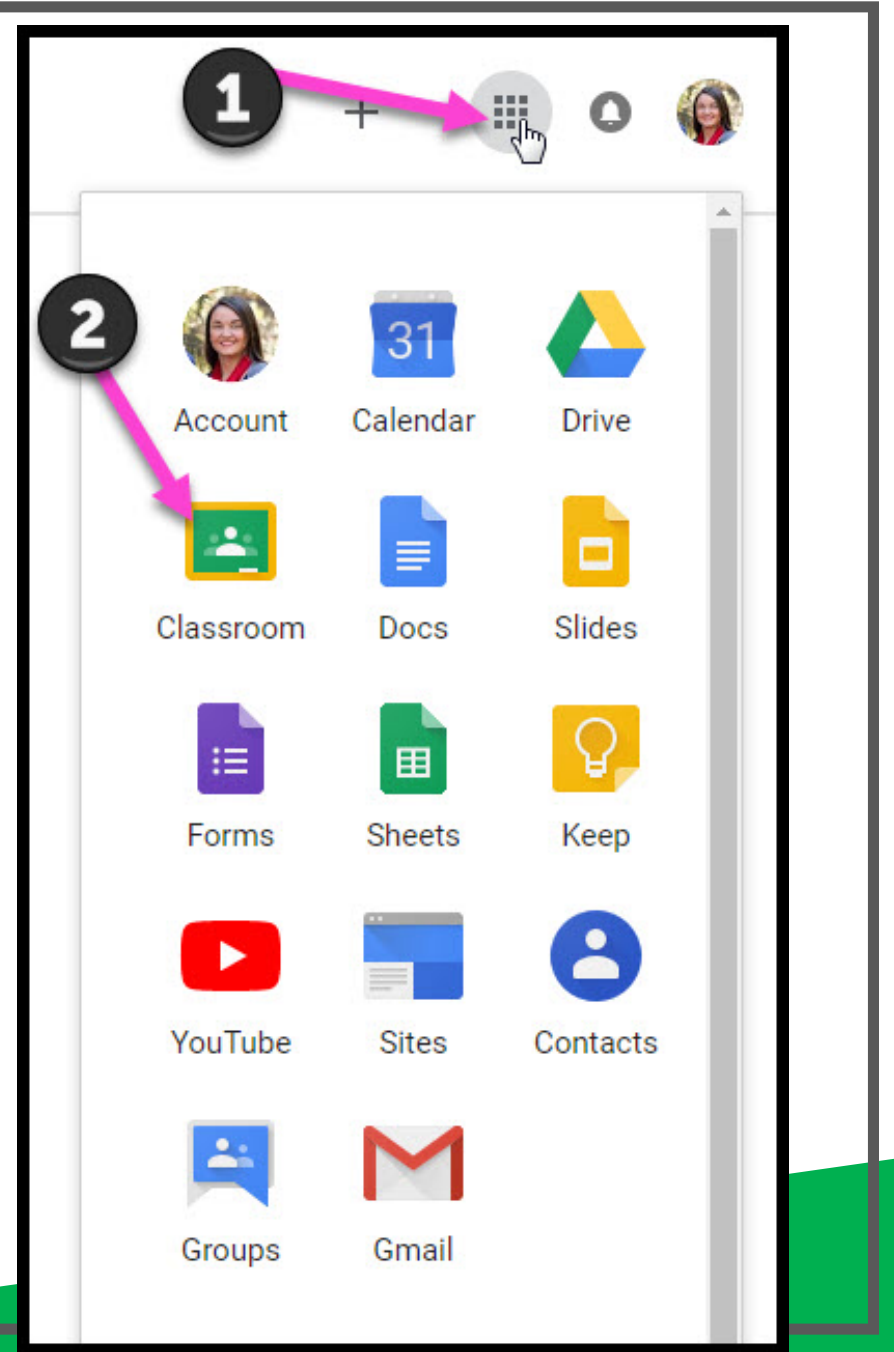


GROUPS

Navigating Classroom

1

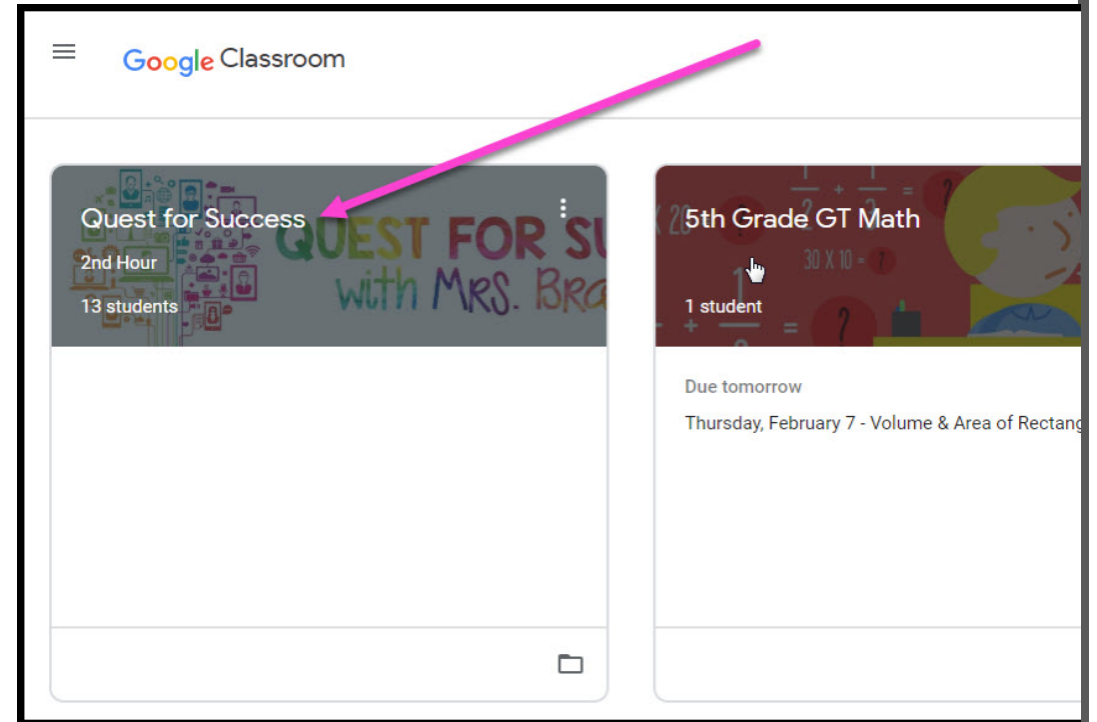
Click on the waffle button and then the Google Classroom icon.



Navigating Classroom

2

Click on the class
you wish to view.

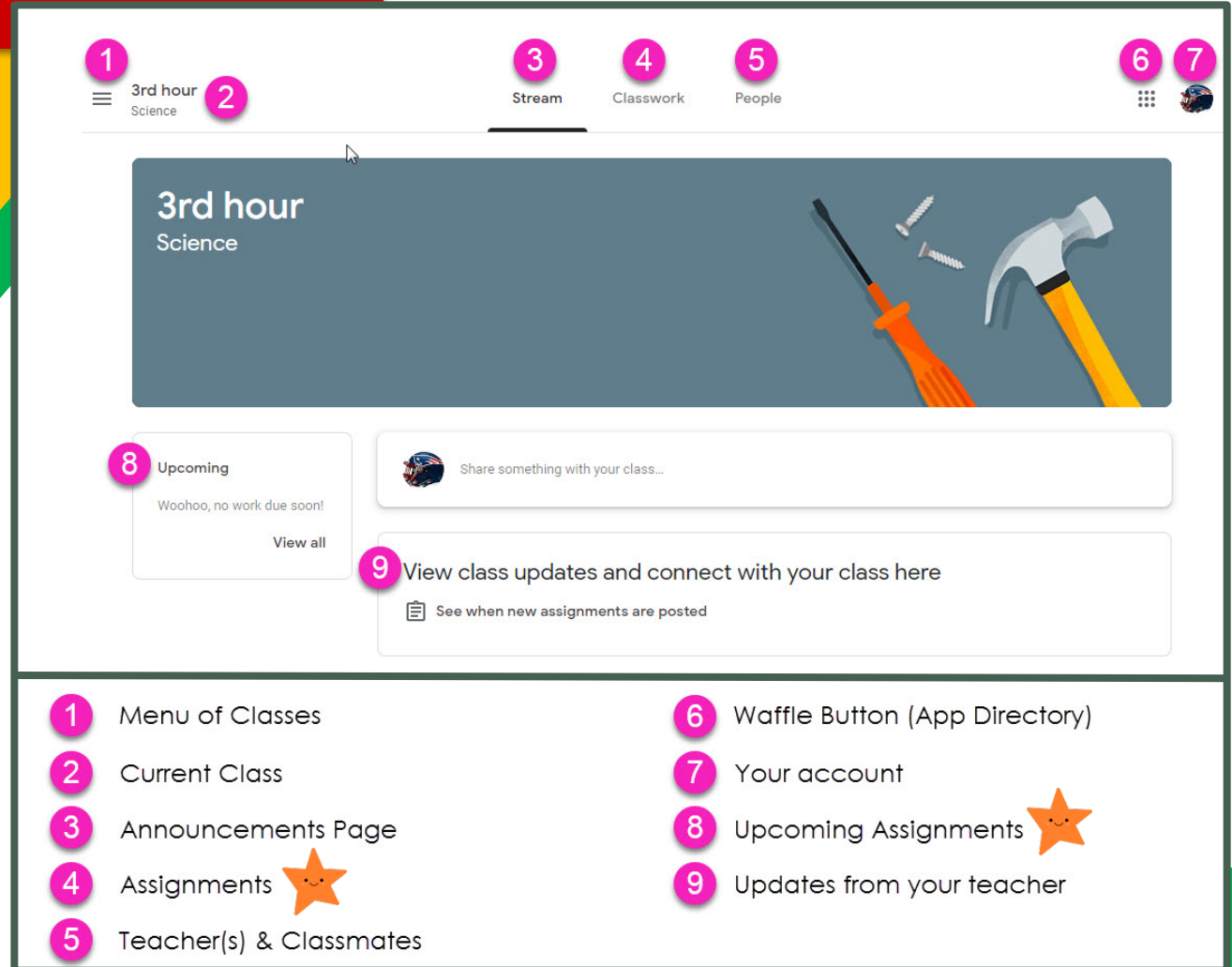


Navigating Classroom



 = High Interest for Parents

3

Page tools
(Left side)



The screenshot shows the Classroom app interface. At the top, there is a navigation bar with icons for Menu of Classes (1), Current Class (2), Stream (3), Classwork (4), People (5), Waffle Button (6), and Your account (7). Below the navigation bar is a header for the '3rd hour Science' class, featuring a background image of tools. Below the header, there is a section for 'Upcoming' assignments (8) with a 'View all' link. To the right of the 'Upcoming' section is a box for 'Share something with your class...'. Below the 'Upcoming' section is a box for 'View class updates and connect with your class here' (9), which includes a link to 'See when new assignments are posted'.

- 1 Menu of Classes
- 2 Current Class
- 3 Announcements Page
- 4 Assignments 
- 5 Teacher(s) & Classmates
- 6 Waffle Button (App Directory)
- 7 Your account
- 8 Upcoming Assignments 
- 9 Updates from your teacher

Navigating Classroom

4

Assignment details

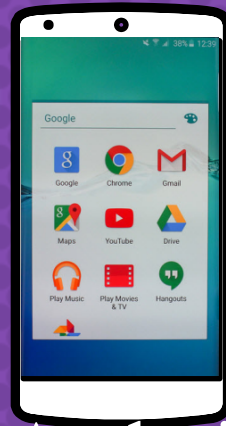
The screenshot shows the Classroom interface with the following elements and callouts:

- 1** Classwork Tab
- 2** View your work
- 3** Google Calendar
- 4** Class Drive folder
- 5** All topics
- 6** Benchmark Tests
- 7** For the Week of September 2 - 6
- 8** Due Today
- 9** Assigned
- 10** Attached files/links
- 11** Click to view assignment

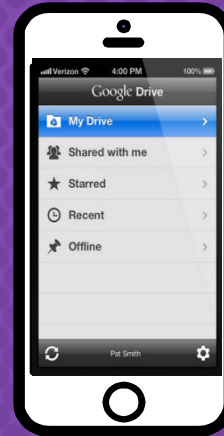
The interface displays the following content:

- Stream
- Classwork
- People
- View your work
- Google Calendar
- Class Drive folder
- All topics
- Benchmark Tests
- Daily Lesson Files
- Assessments
- Back to School
- Resources
- STAR Math Benchmark Test - BOY
- Due Sep 3
- Daily Lesson Files
- For the Week of September 2 - 6
- Due Today
- Assigned
- Posted Sep 3
- Monday - NO SCHOOL (Labor Day)
- Tuesday - Multistep Equations (Also STAR Math Benchmark)
- Wednesday - Variables on Both Sides
- Thursday - Infinite & No Solution Equations
- Friday - Algebraic Proportions
- Day 1 - Multistep Equatio... PDF
- Day 2 - Variables on Both... PDF
- Day 3 - Infinite & No Solu... PDF
- Day 4 - Algebraic Propor... PDF
- View Assignment

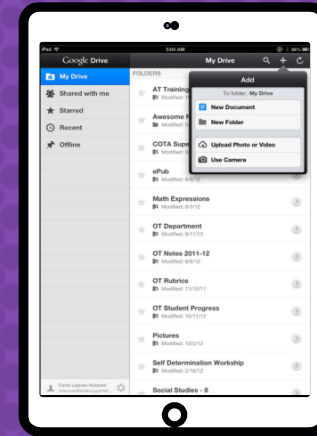
anywhere access



Android



Iphone



Tablet



desktop

GOOGLE APPS

allow you to edit Google
assignments from
any device that is connected
to the internet!



Download on the
App Store



GET IT ON
Google Play